




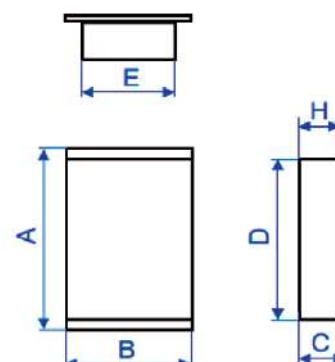


**IP30** EN 62208     
UV Protection

## Recessed Mount Distribution Boards PELLA (PEL)

### Technical data for recessed mount thermoplastic distribution boards with 12-48 modules for circuit breakers (17,5mm thick)

- Plastic built-in box with pre-marked entry-exit cable positions.
- Removable upper and lower gland plates for easy cable entry into the box.
- Auxiliary support brackets for the box during built-in installation.
- Multiple cabinets can be connected together with special spacers.
- Projections on the upper and lower part of the box for fastening cables and tubes.
- Terminal blocks are pre-mounted on removable carriers.
- Support rail system for circuit breakers permitting slight correction of the verticality of the facade. It can be removed from the box without completely untightening the screws retaining it in place.
- Plastic front cover with openings of 46mm for the positioning of circuit breakers.
- Plastic door that can be mounted in such a way so that it can open from the left or from the right.
- Door is available in white or transparent petrol dark blue.
- Perfect mounting of the facade on walls even if the built-in box is installed deeper than it should, up to 20mm.
- Protection class II.
- Degree of protection IP30 as per standard EN60529.
- Rated operating voltage 400VAC/50Hz.
- Suitable for circuit breakers up to 70mm high.
- Support rail system for circuit breakers, 35mm in width, as per standard EN50022.
- Distance between support rails for circuit breakers 125mm.
- Available space of 20mm for cable passing under the support rail system for the circuit breakers.
- Terminal blocks for neutral and earth cable (PE/N), suitable for cable connection (cross-section of 1,5mm<sup>2</sup> up to 16mm<sup>2</sup>).



TYPE	PRODUCT DIMENSIONS (mm)						WEIGHT (Kg)
	A	B	C	D	E	H	
1 PEL 12	224	315	110	190	290	90	1,09
2 PEL 24	380	315	110	345	290	90	1,70
3 PEL 36	515	315	110	475	290	90	2,27
3 PEL 48	525	360	104	474	340	84	4,30



### Additional features of cabinets for hollow walls

- Suitable for installation on lath or plaster board walls.
- Yellow plastic built-in box made of self extinguishing material (GWT 850°C).
- Cylindrical components for mounting possibility in walls of various thicknesses.